

# NetScanTools® Pro



## Monthly Newsletter

www.netscantools.com

April 2014



<http://twitter.com/netscantools>



<http://www.facebook.com/NetScanTools>



<http://www.youtube.com/user/netscantools>



<http://netscantools.blogspot.com/>

### In this newsletter:

#### News

- **Managed Switch Port Mapping Tool 2.33 released April 29, 2014**
- **NetScanTools® Pro Version 11.60 released April 10, 2014**
- **We are now using a Content Download Service**
- **You have the NetScanTools Pro® Maintenance Plan, but you are still many versions behind – why?**

## News...

### From the Editor...

New releases are out! Come and get them!

-Kirk

### Managed Switch Port Mapping Tool 2.33 Released April 29, 2014

This release addressed problems with interpreting VLAN information when mapping HP ProCurve 1810G switches. Our tests were all done with the latest 1810G firmware v2.12. This release also improved reporting of the 'capabilities' field in LLDP and CDP plus improved the parsing of the MAC address field.

*Details of the changes in versions 2.33*

### **2.32 March 14, 2014**

- Added algorithm changes to support specific issues with obtaining the VLANs for HP ProCurve 1810G switches. Switch firmware must be v2.12 or newer.
- Added warning message when a user tries to alter certain tables using Database Maintenance.
- Change: when you click in the IP Address or alias boxes in the left control panel, the Settings window opens for that device.
- Updated SNMP Manager to v2.02.
- Updated SQLite to version 3.8.4.3
- Updated MAC address/Manufacturer database.

**Get the new release at [SwitchPortMapper.com](http://SwitchPortMapper.com).**

## **NetScanTools® Pro Version 11.60 released April 10, 2014**

**This release was a long time coming and it has some important changes.** There is a new app called Graphical Traceroute. – read more about it below. There are also significant changes the the SSL Certificate Scanner which give you the certificate chain up to the root cert for each target you have entered – again, read more about it below.

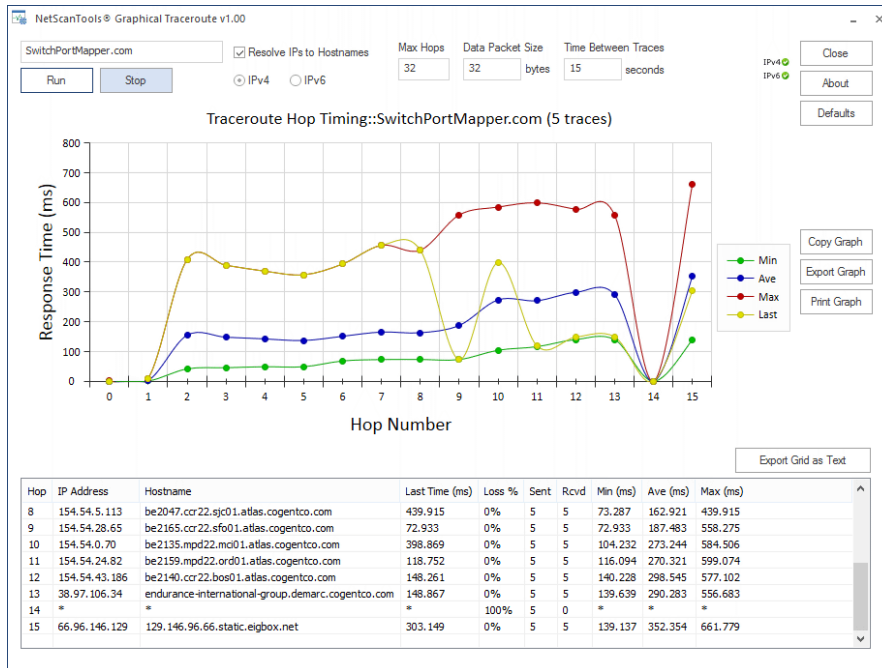
**Another change** that you will not directly see is the transition to compiling the supporting (launched) programs in VC2012 instead of VC2008. The next release will transition NetScanTools Pro main executable itself over to VC2012 and later we will transition all executables and DLLs to VC2013. As a result of this recompile in VC2012, each executable got larger, so the downloads are bigger.

**Whois changes.** As you may be aware, ICAAN has approved quite a few new Top Level Domains (TLDs) – in fact we have added support for 183 new TLDs. TLDs like photo, build, club, pics and more are now included in the whois domain database meaning you will be able to do a whois query on the new domains.

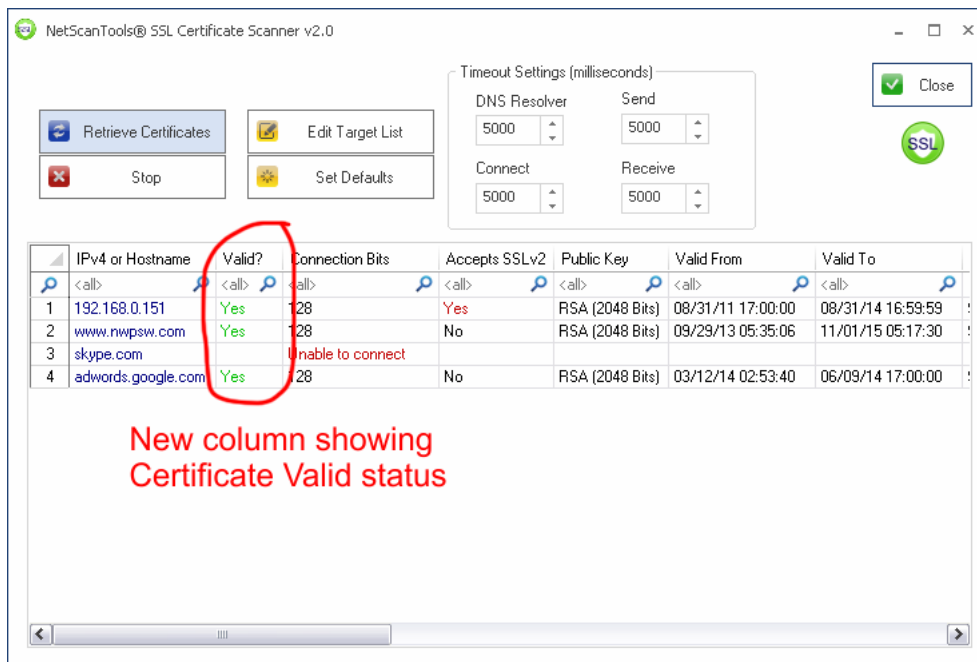
**Other changes** are in work including recognizing when a security or anti-virus program is interfering with your need to paste from the clipboard into NetScanTools Pro.

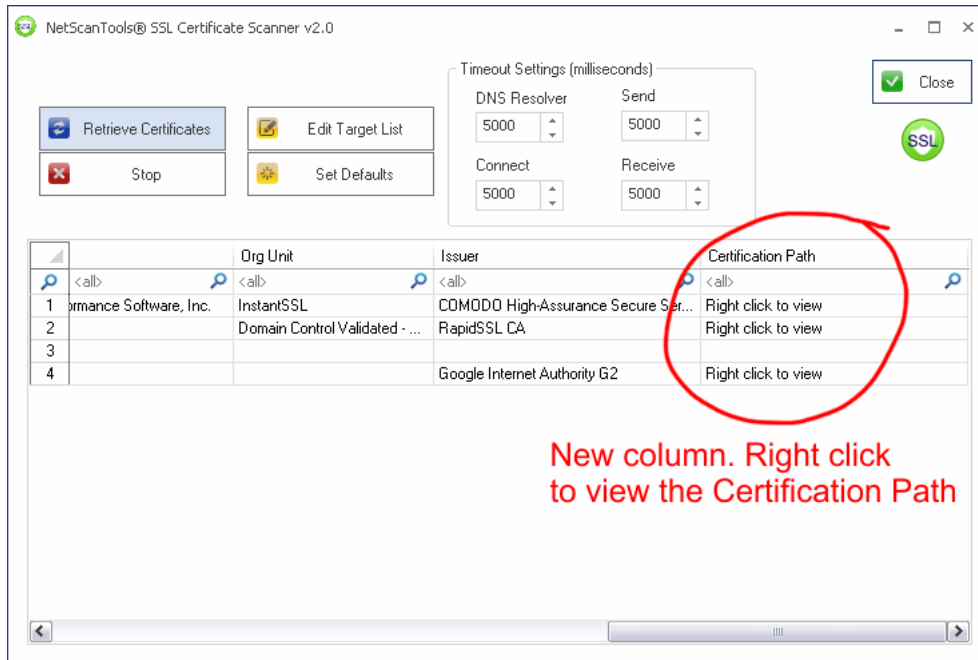
As usual, we update SQLite to the latest version and updated all the databases.

**More about Graphical Traceroute.** It targets a specific device and continuously does a traceroute over and over again. We compile statistics for each hop and show them in a standard grid similar to the old command line tool called MTR, but we also show the traceroute results in a graph and it does IPv6. The graph shows the hops vs min, max, average and last trace times.

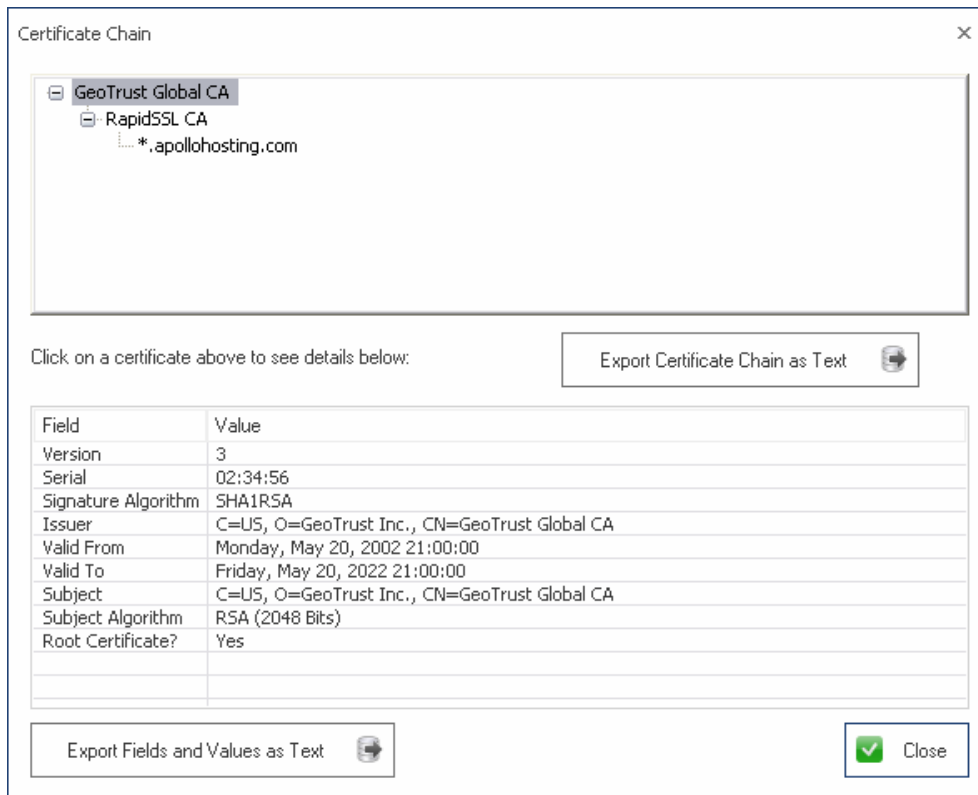


The SSL Certificate Scanner now has a way to show and export the details of the certificate chain up to the root certificate. Here are four images showing the changes:

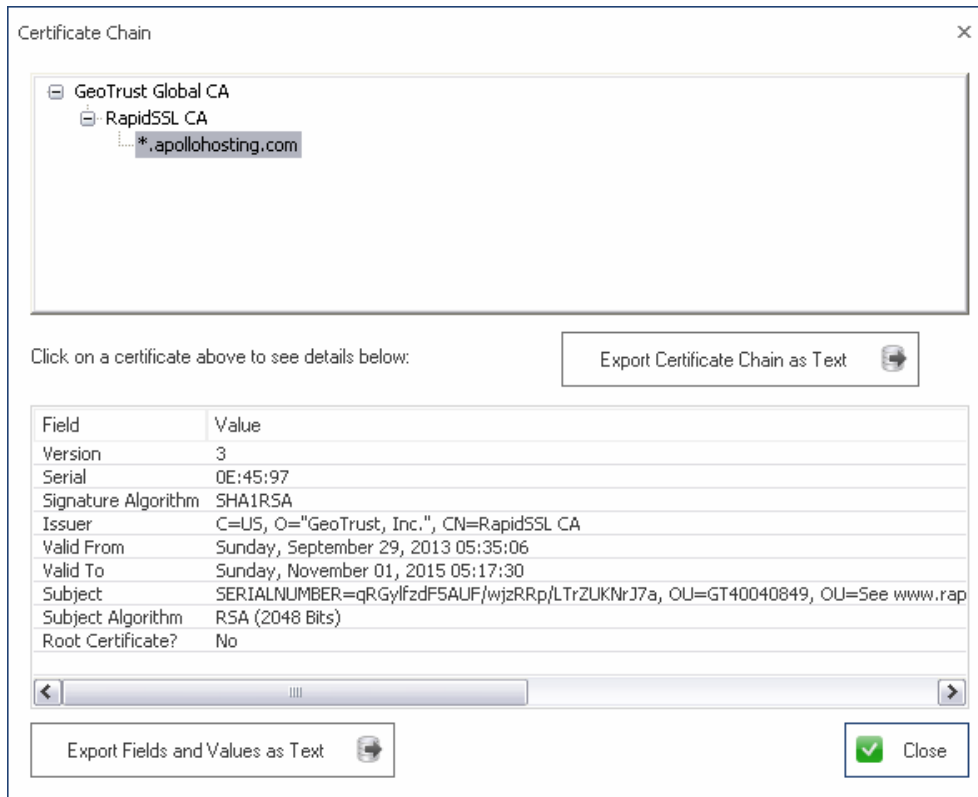




This image shows the root certificate in the certificate chain. You can export the chain to a text file.



This image shows the subject website certificate.



## We are now using a Content Download Service

In January we began using a content download service which will make it easier (faster) for our customers and trial users to download our software.

## You have the NetScanTools® Pro Maintenance Plan, but you are still many versions behind – why?

We see this all the time when people register. We see it when they renew their maintenance plan - we check the logs and see that they have never logged in and downloaded updates. For whatever the reason, the question remains, why are they installing 11.43 (for example) when we are at 11.60?

**There are many good reasons to install the latest version:** First of all is bug fixes, secondly there are new tools introduced with each .1, .2, .3, .4 etc. edition and thirdly, there are database updates.

**OK – A Quick Review on upgrading to a new version.** First thing you need is an active NetScanTools Pro maintenance plan. Start NetScanTools Pro and click on Help/Check for New Version. An embedded browser window opens up on the right side of the program. Click on the download link, a popup window appears. Enter your login credentials (shown to you in the program right above the embedded window) and download the zip file. Exit

NetScanTools Pro and run the contents of the zip file which is actually a full install. Restart it and verify the latest version.

## Contact Information

If you have any questions or suggestions, please feel free to email.

Northwest Performance Software, Inc.  
PO Box 1375  
Sequim WA 98382  
(360) 683-9888  
[www.netscantools.com](http://www.netscantools.com)  
sales [at] netscantools [dot] com

'NetScanTools Pro', 'NetScanTools Standard', 'NetScanTools Basic', 'NetScanTools LE', 'ipPulse', 'Northwest Performance Software' and 'NetScanTools.com', are trademarks of Northwest Performance Software, Inc. 'NetScanTools' is a registered trademark of Northwest Performance Software, Inc.